



Lonely Lion

Liangshan Gold Industries Co., Ltd.

BUILT FOR HEAVY DUTY, TRUSTED WORLDWIDE

TOUGH QUALITY, SMARTER PRICE



Liangshan Gold Industries Co., Ltd.

Liangshan, Shandong, China



Lonely Lion



ABOUT US

Liangshan Gold Industries Co., Ltd. was established in 2004. It is a company integrating product research and development, production, trade, and mainly engaged in the manufacture of semi trailers, trailers, trailer accessories, and used truck sales. With first-class professional semi-trailer production equipment and assembly lines, the company has achieved annual sales of more than 10000 semi-trailers of various types. After more than 20 years of development, the company has formed 10 categories and more than 60 varieties of products with independent intellectual property rights. The series of semi-trailers are sold all over the country and are well received by users.

At present, the products have covered more than 70 countries and regions in the world. Lonely Lion can provide customized services according to the different needs of customers.



PRODUCTION LINE



CCC CERTIFICATE



MORE THAN 20 PATENT CERTIFICATE

LOW BED TRAILER

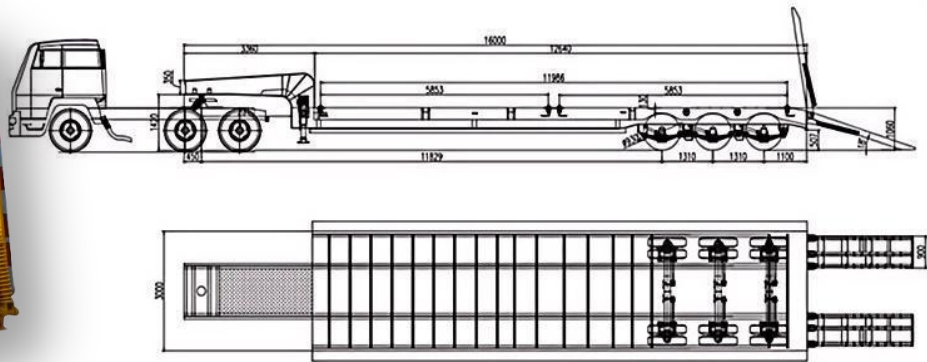


Low bed trailers are versatile and can be used to transport heavy machinery such as excavators and road construction machinery. This low bed trailer is a popular means of transportation.

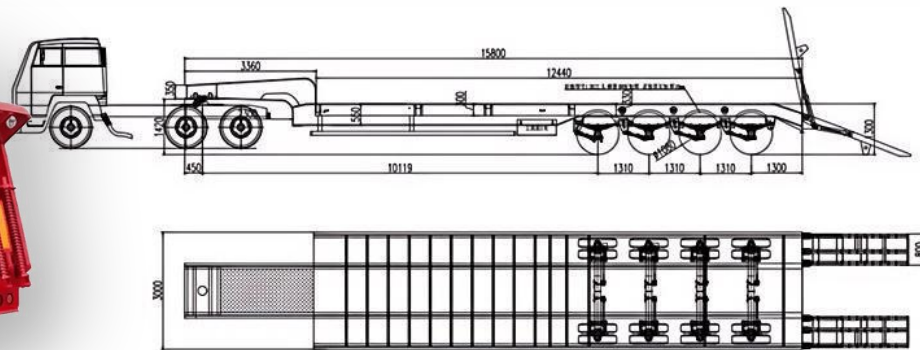
Taihang low bed trailers are designed to carry 30–200 tons. Support customization.

SPECIFICATION	
Dimension	Support customization
Loading Capacity	Support customization
Axle	2/3/4/5/6/7/8/9 Axle, BPW/FUWA/Other Brand
Tire	12.00R20/11.00R20/12R22.5/Others
Rim	8.0*22.5 steel disc wheel, 10 holes ISO
Suspension System	Mechanical Suspension / Airbag Suspension
Spring Leaf	10 leaf spring with 90mm(W) *13mm(thickness)
Brake System	WABCO
Kingpin	JOST brand 2.0 or 3.5inch(bolted or welded type)
Landing Gear	JOST/FUWA/Others Brand
Platform	5-mm thick checkered plate
Ramp	Spring/Hydraulic Ramp/Hydraulic Folding Ladder
Gooseneck	Optional
ABS	Optional
Light	LED light (specially intended for oversea markets)

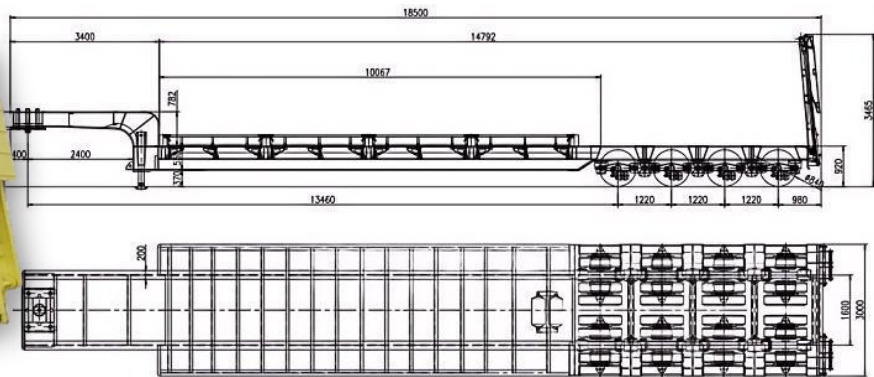
LOW BED TRAILER



3 AXLE LOWBED TRAILER



4 AXLE LOWBED TRAILER



4 LINE 8 AXLE LOWBED TRAILER



5 AXLE LOWBED TRAILER



6 AXLE LOWBED TRAILER

LOWBOY GOOSENECK TRAILER



Mammoth removable gooseneck trailer for transport excavator and construction equipment, large machinery transportation.

To meet your transport needs and your local regulations, Taihang can customize different configuration removable detachable gooseneck lowboy for you.

SPECIFICATION

Dimension	Support customization
Loading Capacity	Support customization
Axle	2/3/4/5/Others Axle, BPW/FUWA/Other Brand
Tire	12.00R20/11.00R20/12R22.5/Others
Rim	8.0*22.5 steel disc wheel, 10 holes ISO
Suspension System	Mechanical Suspension / Airbag Suspension
Spring Leaf	10 leaf spring with 90mm(W) *13mm(thickness)
Brake System	WABCO
Kingpin	JOST brand 2.0 or 3.5inch(bolted or welded type)
Landing Gear	JOST/FUWA/Others Brand
Platform	5-mm thick checkered plate
Hydraulic cylinder	12KW diesel engine with hydraulic station
Gooseneck	Optional
ABS	Optional
Light	LED light (specially intended for oversea markets)

FOLDING GOOSENECK TRAILER



The gooseneck of this mechanical folding neck lowboy for sale is a design with a hydraulic folding structure.

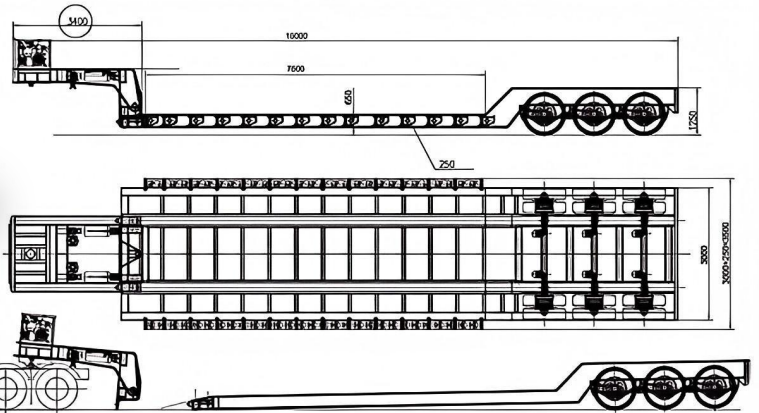
When the structure folded, it's a gooseneck to connect the folding neck lowboy trailers for sale with the prime mover. When it unfolded, it's will touch the ground as a shallow slope for cargos loading.

Compare to rear ramps, it's shallow and stable, could effective solutions for cargo loading.

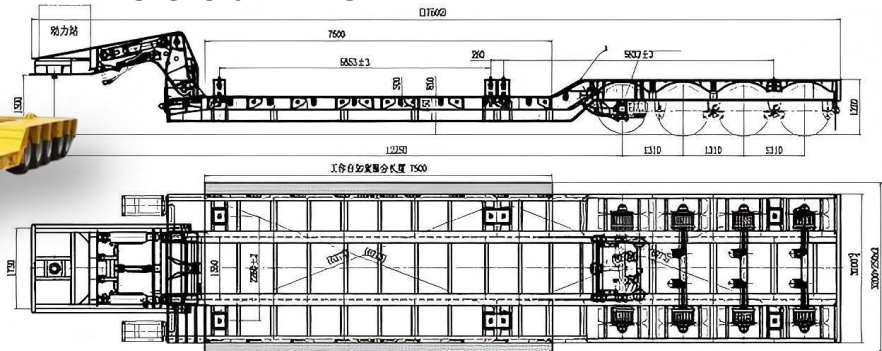
SPECIFICATION

Dimension	Support customization
Loading Capacity	Support customization
Axle	13/16 Ton BPW/FUWA/Other Brand
Tire	12.00R20/11.00R20/12R22.5/Others
Rim	8.0*22.5 steel disc wheel, 10 holes ISO
Suspension System	Mechanical Suspension / Airbag Suspension
Spring Leaf	10 leaf spring with 20(W)mmx16(Thickness)mm
Brake System	WABCO
Kingpin	JOST brand 2.0 or 3.5inch(bolted or welded type)
Landing Gear	JOST/FUWA/Others Brand
Gooseneck	hydraulic folding gooseneck
Hydraulic Cylinder	12KW diesel engine with hydraulic station
Tool Box	1 set
ABS	Optional
Light	LED light (specially intended for oversea markets)

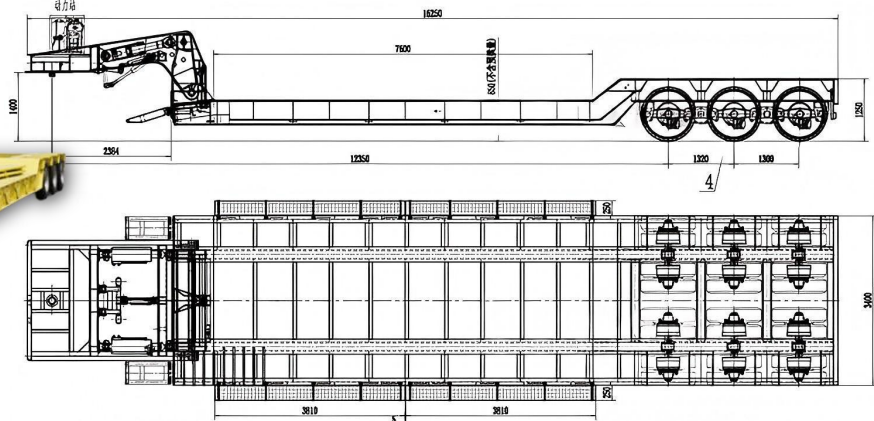
LOWBOY GOOSENECK TRAILER



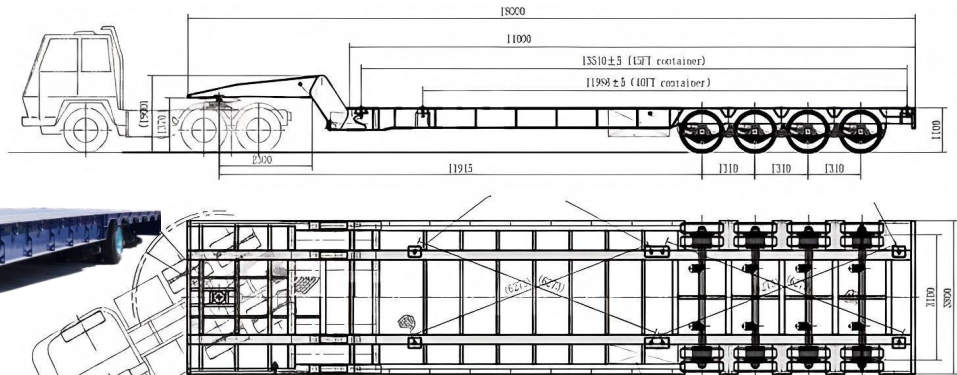
3 AXLE REMOVABLE GOOSENECK TRAILER



4 AXLE REMOVABLE GOOSENECK TRAILER



3 LINE 6 AXLE REMOVABLE GOOSENECK TRAILER



FOLDING REMOVABLE GOOSENECK TRAILER

HYDRAULIC MODULAR TRAILER



Modular trailers are known for their rugged construction, quality materials and engineering standards, providing reliability and durability in demanding transport tasks. Hydraulic multi-axle modular trailers are designed to optimize load capacity and reduce transport costs through efficient use of available space, making them a cost-effective choice for large projects.

SPECIFICATION

Dimension	Support customization
Loading Capacity	120–300 Tons, Support customization
Usage	Transport bridge and heavy duty cargo
Axis-line	7/8/9/10/11/12/Others units
Tire	Tri-angle, Double star or Bridgestone optional
Suspension type	Hydraulic lifting steering
Landing gear	Front and rear hydraulic support cylinder
King pin	2.00 or 3.5 inch bolt-in king pin

Advantage:

- Hydraulic axle suspension adopt uneven road condition.
- Platform height is adjustable
- Small turning radius, 48° steering angle with hydraulic gooseneck
- End by end combination and side by side combination of each module are available
- Extremely robust and durable construction, extremely high load capacity.
- All wheels steerable automatically or manually.
- Lifting cylinder make trailer automatically responds tough road conditions.

WINDMILL BLADE ADAPTER



Windmill blade transport adaptor trailer is mainly used to transport wind turbine blades. Because it is super long, it generally adopts a drawing structure. The front section is drawn and the rear section is drawn. The longest Reach 100 meters. The whole vehicle is longer, hydraulic steering is generally used. The bridge system has two-line four-bridge structure and three-way bridge structure.

SPECIFICATION

Name:	Blade transport modular trailer with rotor blade adapter
Dimension	Support customization
Applicable blade	40 m-100 m, Support customization
Usage	Transport wind blade
Axis-line	3 line 6 axle, 4 line 8 axle, ect.
Max rotation angle	360°
Hydraulic station	40KW Four-cylinder Diesel Engine
Tail	Slewing support cylinder with tooling at the tail (horizontally telescopic); with pusher
Transportable wind blade	121-155 model

Advantage:

- These type of trailers are used to transport turbine blades on mountain roads and curved roads as well.
- Because of the fact that extendable trailers are too long, when it comes to a mountain road, it is hard to steer hence the need for the special blade trailer.
- The design is made in such a way that the blade adaptor can lift up and down making it easier for the trailer to steer easily.

SIDE LOADER TRAILER



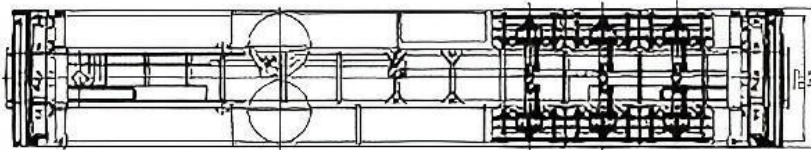
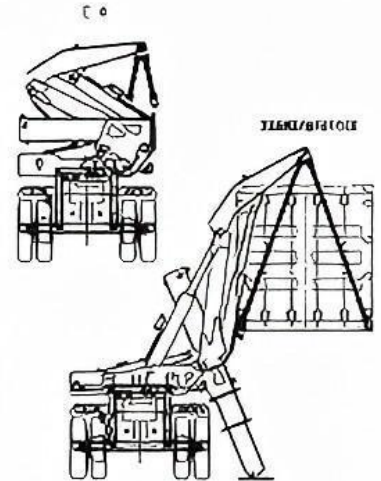
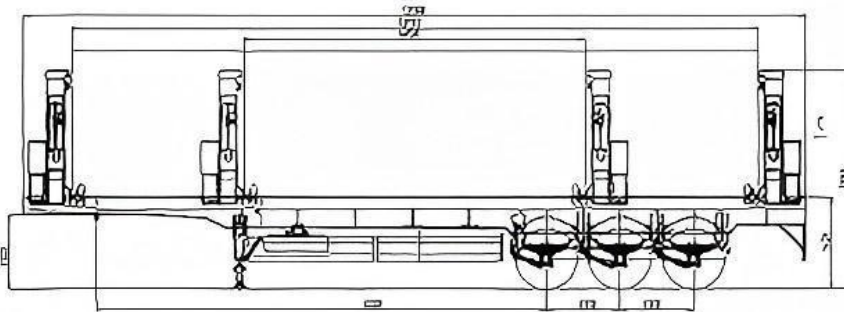
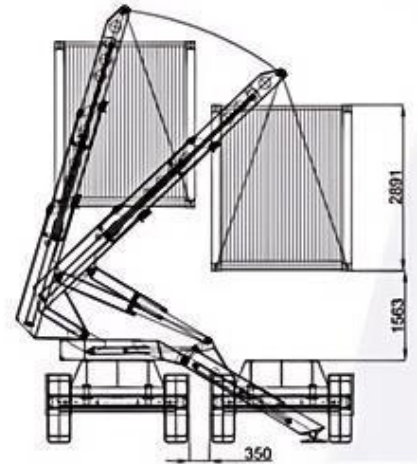
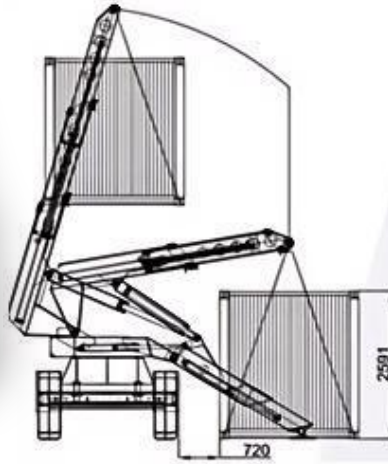
Container side loader are mainly used to transport containers and can efficiently complete the task of loading and unloading goods from warehouses to transport vehicles or from transport vehicles to warehouses.

Side loader trailer are also widely used in ports, logistics centers and other places to provide convenient and efficient solutions for the stacking, transshipment and loading and unloading of containers.

SPECIFICATION

Lifting Capacity	30-60 ton
Function	Load 20ft/40ft container
Applicable blade	40 m-100 m, Support customization
Trailer Chassis	Support customization
Axles	2/3/4 Axle, BPW/FUWA/Other Brand
Tires	12.00R20/11.00R20/12R22.5/Others
Power Source	Power take off/Diesel APU
Operation	Wireless remote control and Manual operation
Landing Gear	JOST/FUWA/Others Brand 28 Ton

SIDE LOADER TRAILER




3 AXLE SIDE LOADER TRAILER



20FT SIDE LOADER TRAILER

40FT SIDE LOADER TRAILER

FLATBED SEMI TRAILER

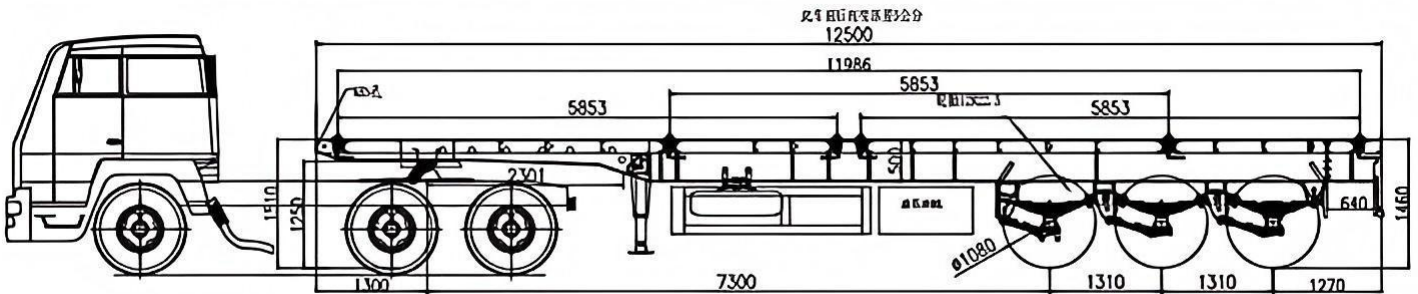


Mammoth flatbed trailer is mainly used for transporting cargo and containers, ISO standard container, 20ft or 40ft. Taihang can customize the flatbed trailer for you. Mammoth flatbed trailer adopts the low carbon high strength alloy steel T700 to make the main beam, it has a higher carry capacity. We reinforced the gooseneck of main beam, mid plate, and upper and lower plate by double layer.

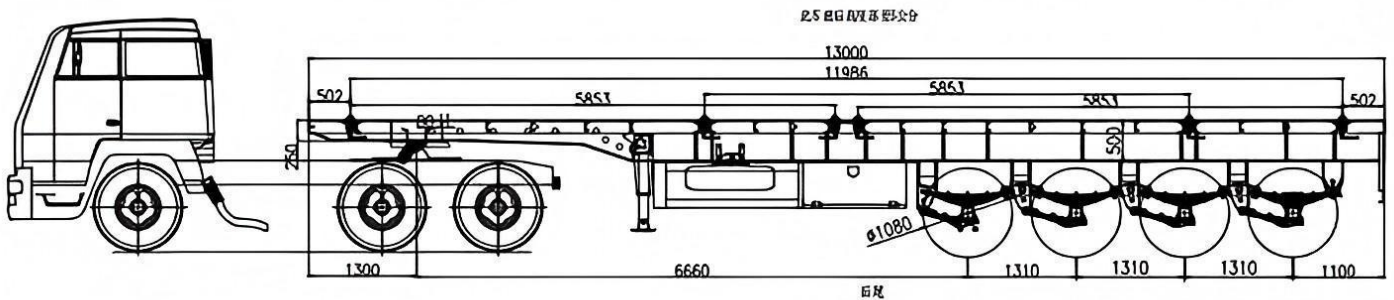
SPECIFICATION

Dimension	Support customization
Loading Capacity	40/60/80/100 Tons
Axle	2/3/4 Axle, BPW/FUWA/Other Brand
Tire	12.00R20/11.00R20/12R22.5/Others
Rim	8.0*22.5 steel disc wheel, 10 holes ISO
Suspension System	Mechanical Suspension / Airbag Suspension
Spring Leaf	10 leaf spring with 90mm(W) *13mm(thickness)
Brake System	WABCO
Kingpin	JOST brand 2.0 or 3.5inch(bolted or welded type)
Landing Gear	JOST/FUWA/Others Brand
Platform	3-mm thick checkered plate
Twist Locks	4,8,12 sets (lifting or screw type)
Socket(Receptacle)	7-pin Socket (for 7 wire harness)
ABS	Optional
Light	LED light (specially intended for oversea markets)

FLATBED SEMI TRAILER



3 AXLE 40FT FLATBED TRAILER



4 AXLE 40FT FLATBED TRAILER



2 AXLE 40FT FLATBED TRAILER

4 AXLE FLATBED TRAILER WITH FRONT WALL

WOOD LOG TRAILER



The Wood log trailer is well designed to ensure maximum protection of the quality of the wood during transportation.

Wood log trailer is designed to transport large quantities of wood raw materials and has a high load capacity. They usually feature strong steel construction and special construction to withstand heavy pressure and remain stable.

SPECIFICATION	
Dimension	Support customization
Sidebar	16/18/20 pcs, Support customization
Loading Capacity	40/60/80/100 Tons
Axle	2/3/4 Axle, BPW/FUWA/Other Brand
Tire	12.00R20/11.00R20/12R22.5/Others
Rim	8.0*22.5 steel disc wheel, 10 holes ISO
Suspension System	Mechanical Suspension / Airbag Suspension
Spring Leaf	10 leaf spring with 90mm(W) *13mm(thickness)
Brake System	WABCO
Kingpin	JOST brand 2.0 or 3.5inch(bolted or welded type)
Landing Gear	JOST/FUWA/Others Brand
Platform	3-mm thick checkered plate
Socket(Receptacle)	7-pin Socket (for 7 wire harness)
ABS	Optional
Light	LED light (specially intended for oversea markets)

CONTAINER CHASSIS TRAILER



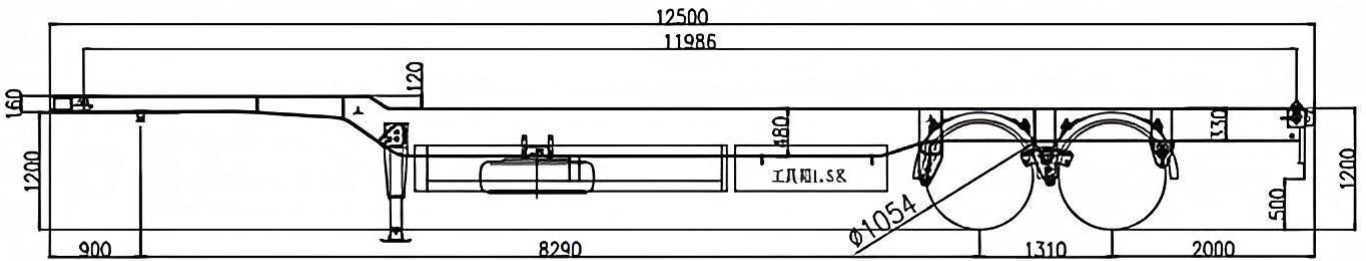
Mammoth container chassis is designed to carry standard ISO shipping containers, typically 20ft and 40ft in length. The container chassis is equipped with twist locks to secure the container in place during transportation.

Mammoth container chassis are made of high-strength steel, which is strong and durable to withstand the rigors of heavy-load transportation. The materials used combine durability and lightweight efficiency.

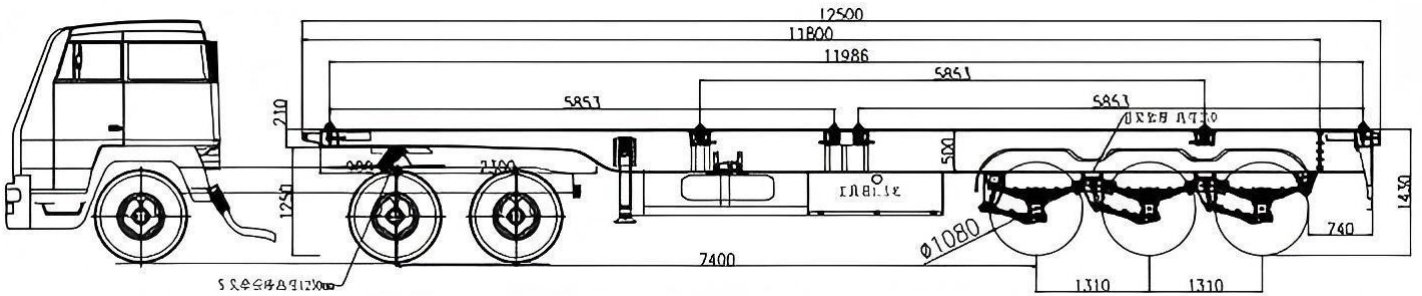
SPECIFICATION

Dimension	Support customization
Loading Capacity	40/60/80/100 Tons
Axle	2/3/4 Axle, BPW/FUWA/Other Brand
Tire	12.00R20/11.00R20/12R22.5/Others
Rim	8.0*22.5 steel disc wheel, 10 holes ISO
Suspension System	Mechanical Suspension / Airbag Suspension
Spring Leaf	10 leaf spring with 90mm(W) *13mm(thickness)
Brake System	WABCO
Kingpin	JOST brand 2.0 or 3.5inch(bolted or welded type)
Landing Gear	JOST/FUWA/Others Brand
Platform	3-mm thick checkered plate
Twist Locks	4,8,12 sets (lifting or screw type)
Socket(Receptacle)	7-pin Socket (for 7 wire harness)
ABS	Optional
Light	LED light (specially intended for oversea markets)

CONTAINER CHASSIS TRAILER



2 AXLE 40FT SKELETON TRAILER



3 AXLE 40FT SKELETON TRAILER



3 AXLE 20FT SKELETON TRAILER

2 AXLE 20FT SKELETON TRAILER

PORT TERMINAL TRAILER



Terminal port trailer is designed and manufactured to transport 1x20ft , 2x20ft , 1x40ft ,1x45ft container within port terminal areas.

Clearly marked self-locating guides allow rapid container loading onto the chassis for reduced cycle times and optimum efficiency in port and rail applications.

SPECIFICATION

Dimension	Support customization
Usage	Shipping Containers
Axle	2/3/4 Axle, BPW/FUWA/Other Brand
Tire	12.00R20/11.00R20/12R22.5/Others
Rim	8.0*22.5 steel disc wheel, 10 holes ISO
Suspension System	Mechanical Suspension / Airbag Suspension
Spring Leaf	10 leaf spring with 90mm(W) *13mm(thickness)
Brake System	WABCO
Kingpin	JOST brand 2.0 or 3.5inch(bolted or welded type)
Landing Gear	JOST/FUWA/Others Brand
Tool Box	1 set, 1m x 0.5m x 0.5m
Twist Locks	4,8,12 sets (lifting or screw type)
Socket(Receptacle)	7-pin Socket (for 7 wire harness)
ABS	Optional
Light	LED light (specially intended for oversea markets)

FENCE SEMI TRAILER



Mammothfence trailer is versatile and can be used to transport a wide variety of cargo. The open fence design promotes air circulation, which is beneficial for transporting cargo that requires ventilation, such as fresh produce or livestock. Made of high-strength steel, the Taihang fence trailer is strong and durable, able to withstand the rigors of heavy-duty transportation.

SPECIFICATION

Dimension	Support customization
Loading Capacity	40/60/80/100 Tons
Axle	2/3/4 Axle, BPW/FUWA/Other Brand
Tire	12.00R20/11.00R20/12R22.5/Others
Rim	8.0*22.5 steel disc wheel, 10 holes ISO
Suspension System	Mechanical Suspension / Airbag Suspension
Spring Leaf	10 leaf spring with 90mm(W) *13mm(thickness)
Brake System	WABCO
Kingpin	JOST brand 2.0 or 3.5inch(bolted or welded type)
Landing Gear	JOST/FUWA/Others Brand
Sidewalls height	Support customization
Twist Locks	4,8,12 sets (lifting or screw type)
Socket(Receptacle)	7-pin Socket (for 7 wire harness)
ABS	Optional
Light	LED light (specially intended for oversea markets)

SIDE WALL TRAILER

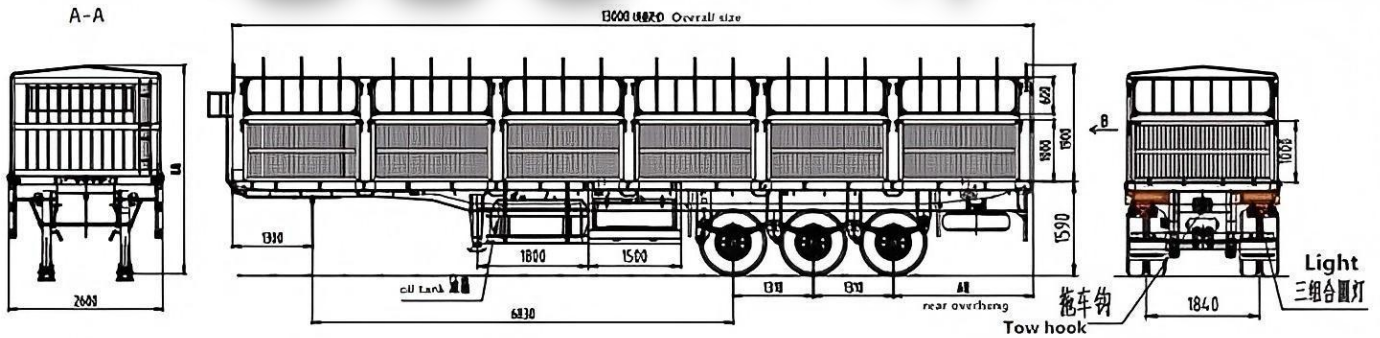


Mammoth can fully customize side wall trailers to suit customer needs. Options include additional axles, body size, drop configuration, tire selection, and more. Mammoth side wall trailer make it easier to load and unload goods from multiple angles, allowing for greater flexibility in handling different types of cargo.

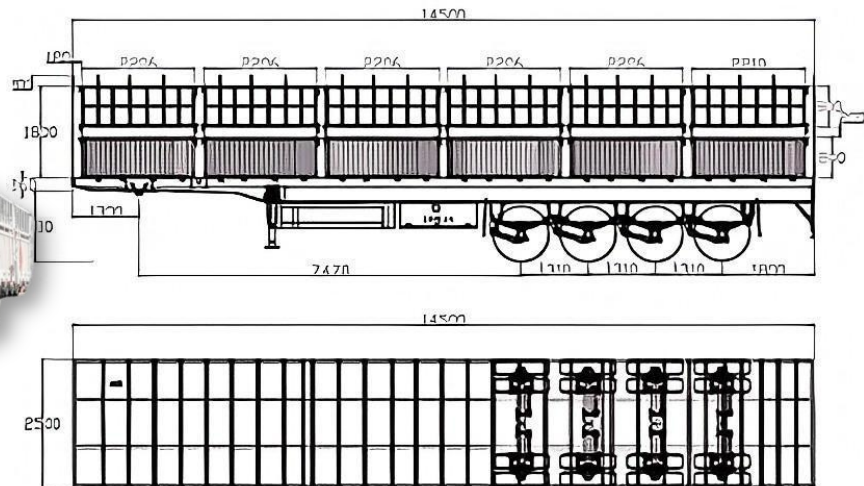
SPECIFICATION

Dimension	Support customization
Loading Capacity	40/60/80/100 Tons
Axle	2/3/4 Axle, BPW/FUWA/Other Brand
Tire	12.00R20/11.00R20/12R22.5/Others
Rim	8.0*22.5 steel disc wheel, 10 holes ISO
Suspension System	Mechanical Suspension / Airbag Suspension
Spring Leaf	10 leaf spring with 90mm(W) *13mm(thickness)
Brake System	WABCO
Kingpin	JOST brand 2.0 or 3.5inch(bolted or welded type)
Landing Gear	JOST/FUWA/Others Brand
Platform	3-mm thick checkered plate
Twist Locks	4,8,12 sets (lifting or screw type)
Socket(Receptacle)	7-pin Socket (for 7 wire harness)
ABS	Optional
Light	LED light (specially intended for oversea markets)

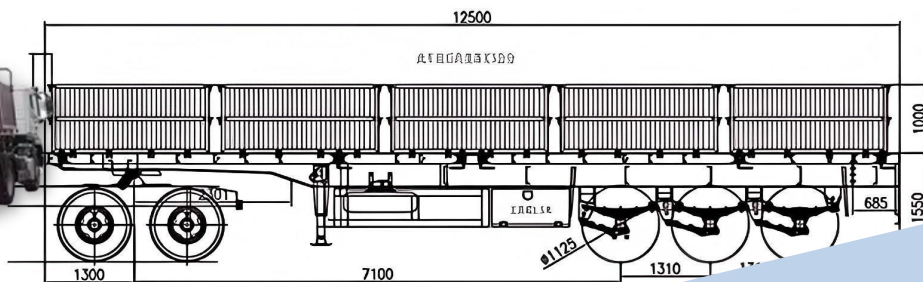
CARGO SEMI TRAILER



3 AXLE FENCE CARGO TRAILER



4 AXLE FENCE CARGO TRAILER



3 AXLE 60/80 TONSKELETON TRAILER

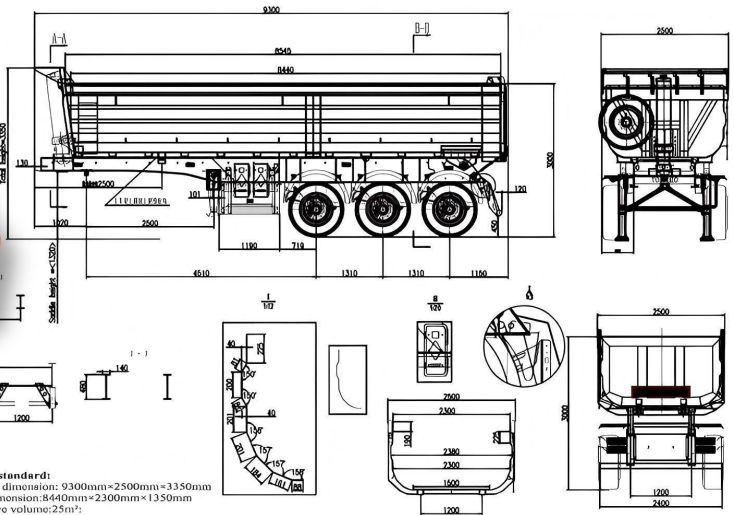
END DUMP TRAILER



Mammoth tipper trailer has high loading and unloading efficiency, and the rear-flip design allows the goods to be dumped quickly, reducing loading and unloading time. Tipper trailer is suitable for transporting bulk goods, building materials, earthwork and other types of goods. The body of tipper trailer is made of high-strength steel, which enhances durability and carrying capacity.

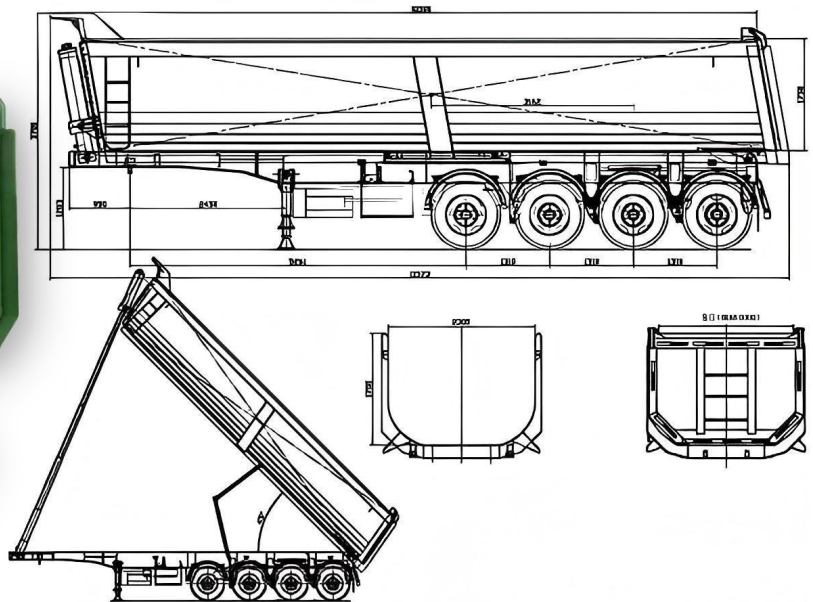
SPECIFICATION	
Dimension	Support customization
Loading Capacity	40/60/80 Tons, Support customization
Axle	2/3/4/5/6 Axle, 13T/16T BPW/FUWA/Other Brand
Tire	12.00R20/11.00R20/12R22.5/Others
Rim	8.0*22.5 steel disc wheel, 10 holes ISO
Suspension System	Mechanical /Airbag / Bogies Suspension
Spring leaf	90(W)mmx13(Thickness)mmx10 layers
Lifting System	Full set of HYVA lifting cylinder
Bottom Platform	4 thick checkered plate
Kingpin	JOST brand 2.0 or 3.5inch(bolted or welded type)
Landing Gear	JOST/FUWA/Others Brand
Side wall thickness	4mm
ABS	Optional
Light	LED light (specially intended for oversea markets)

END DUMP TRAILER

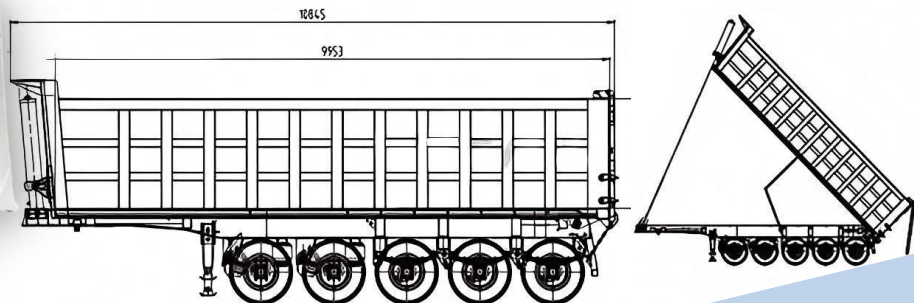


Technical standard:
 1. Outside dimension: 9300mm*2500mm*3350mm
 Inside dimension: 8440mm*2300mm*1350mm
 2. Effective volume: 25m³

3 AXLE END DUMP TRAILER



4 AXLE END DUMP TRAILER



5 AXLE END DUMP TRAILER

SIDE DUMP TRAILER



Side tipper trailer can provide more carrying space and carrying capacity. Since the side of the vehicle body can be opened outwards, it is easy to load and unload goods up and down, and the loading volume can be increased without increasing the length of the vehicle.

Side tipper trailer can be used in many other fields such as construction, agriculture, etc.

SPECIFICATION

Dimension	Support customization
Loading Capacity	40/60/80 Tons, Support customization
Axle	2/3/4/5 Axle, 13T/16T BPW/FUWA/Other Brand
Tire	12.00R20/11.00R20/12R22.5/Others
Rim	8.0*22.5 steel disc wheel, 10 holes ISO
Suspension System	Mechanical /Airbag / Bogies Suspension
Spring leaf	90(W)mmx13(Thickness)mmx10 layers
Lifting System	Lifting cylinder 5x130 bore, a shift cylinder
Bottom Platform	4 thick checkered plate
Kingpin	JOST brand 2.0 or 3.5inch(bolted or welded type)
Landing Gear	JOST/FUWA/Others Brand
Side wall thickness	4mm
ABS	Optional
Light	LED light (specially intended for oversea markets)

CRAWLER DUMP TRAILER



TAIHANG Patented Product

Mammoth horizontal crawler dump semi-trailer is a dump semi-trailer with super cost-effectiveness. It is an upgraded version of the crawler semi-trailer, never overturned, with low failure rate, It can pull more grain and save money, and its weight is lighter; it is convenient and reliable to use it to pull asphalt; it will not leak when used to pull sludge. No matter what kind of goods can be transported with confidence. The horizontal crawler dump truck has strong compatibility, safe and simple operation, convenient, practical, safe and efficient characteristics.

SPECIFICATION

Dimension	Support customization
Loading Capacity	40/60/80 Tons, Support customization
Axle	2/3/4/5 Axle, 13T/16T BPW/FUWA/Other Brand
Tire	12.00R20/11.00R20/12R22.5/Others
Rim	8.0*22.5 steel disc wheel, 10 holes ISO
Suspension System	Mechanical /Airbag / Bogies Suspension
Spring leaf	90(W)mmx13(Thickness)mmx10 layers
Kingpin	JOST brand 2.0 or 3.5inch(bolted or welded type)
Landing Gear	JOST/FUWA/Others Brand
ABS	Optional
Light	LED light (specially intended for oversea markets)

OTHER DUMP TRAILER



SIDEWALL TIPPER TRAILER



FLATBED TIPPER TRAILER



CRAWLER-TYPE TIPPER
BOX TRAILER

SKELETON TIPPER TRAILER



FUEL TANKER TRAILER

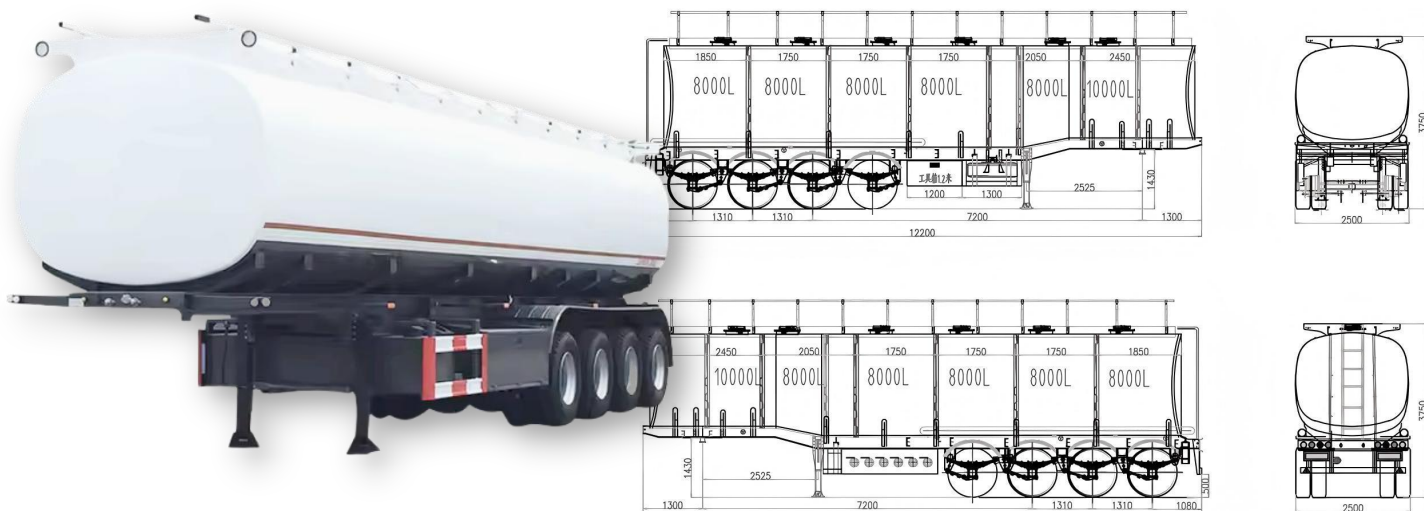


Fuel tanker trailer is a large transport vehicle specially used to transport liquid cargo, such as oil, diesel, gasoline and other petroleum products. The tank body of fuel tanker trailer for sale is made of high-strength steel, with a circular cross section and variable diameter design. The butterfly-shaped wave-breaking plate and simple wave-breaking plate are scientifically arranged for better impact protection.

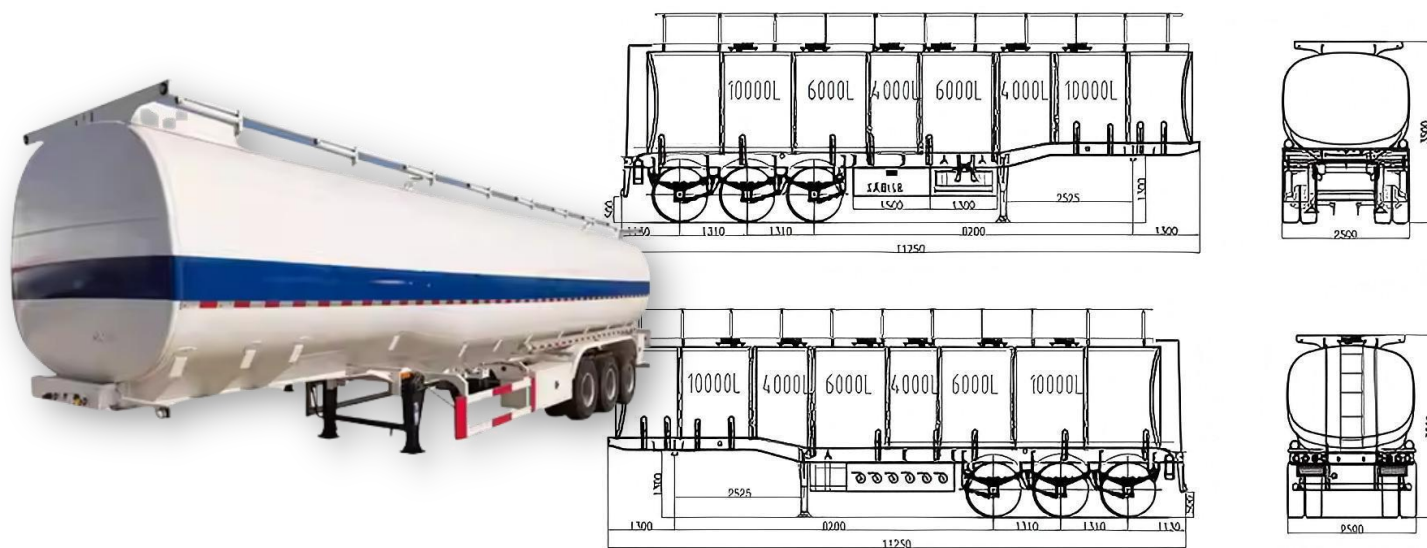
SPECIFICATION

Dimension	Support customization
Total Volume	30,000-70,000 liters, Support customization
Axle	2/3/4/5 Axle, 13T/16T BPW/FUWA/Other Brand
Tire	12.00R20/11.00R20/12R22.5/Others
Rim	8.0*22.5 steel disc wheel, 10 holes ISO
Suspension System	Mechanical /Airbag / Bogies Suspension
Spring leaf	90(W)mmx13(Thickness)mmx10 layers
Tank Body Material	Carbon Steel/Stainless Steel/Aluminium
Manhole Cover	Carbon Steel/Stainless Steel/Aluminium
End Plate	Carbon Steel/Stainless Steel/Aluminium
Compartments	Support customization
Discharging Pipe	2 pcs, 6m/each, Support customization
Kingpin	JOST brand 2.0 or 3.5inch(bolted or welded type)
Landing Gear	JOST/FUWA/Others Brand

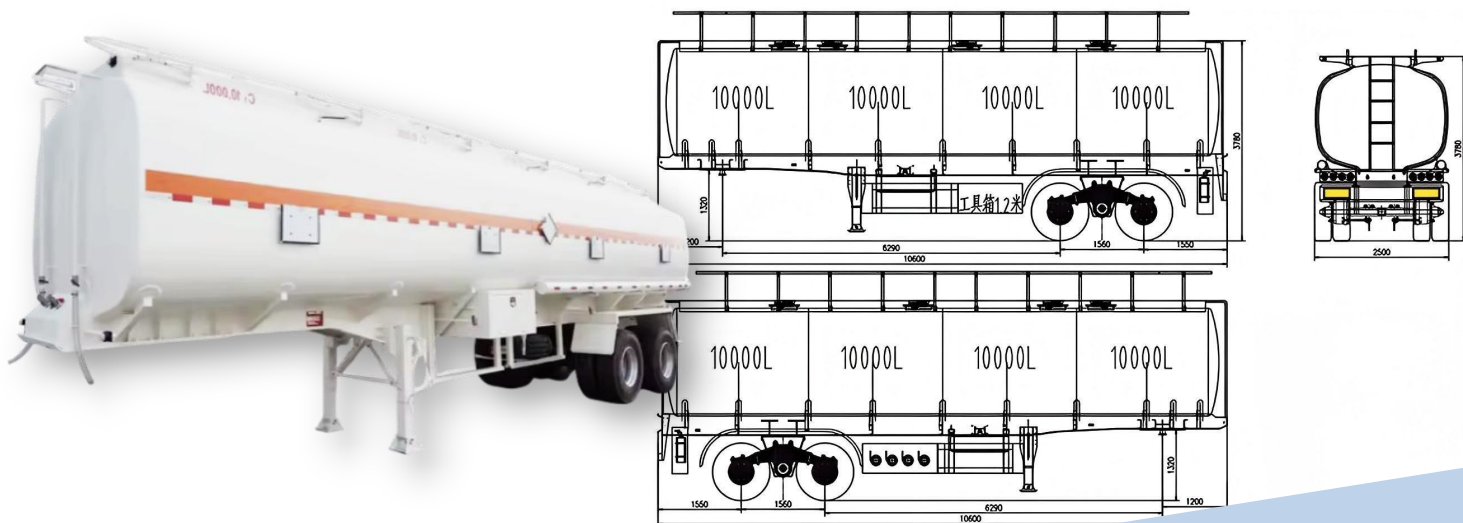
FUEL TANKER TRAILER



4 AXLE 48,000 LITERS FUEL TANK TRAILER



3 AXLE 40,000 LITERS FUEL TANK TRAILER



2 AXLE 40,000 LITERS FUEL TANK TRAILER

FUEL TANKER TRAILER



CARBON STEEL FUEL TANKER TRAILER



STAINLESS STEEL FUEL TANKER TRAILER



ALUMINIUM FUEL TANKER TRAILER



FRENCH TYPE FUEL TANKER TRAILER



CEMENT TANKER TRAILER



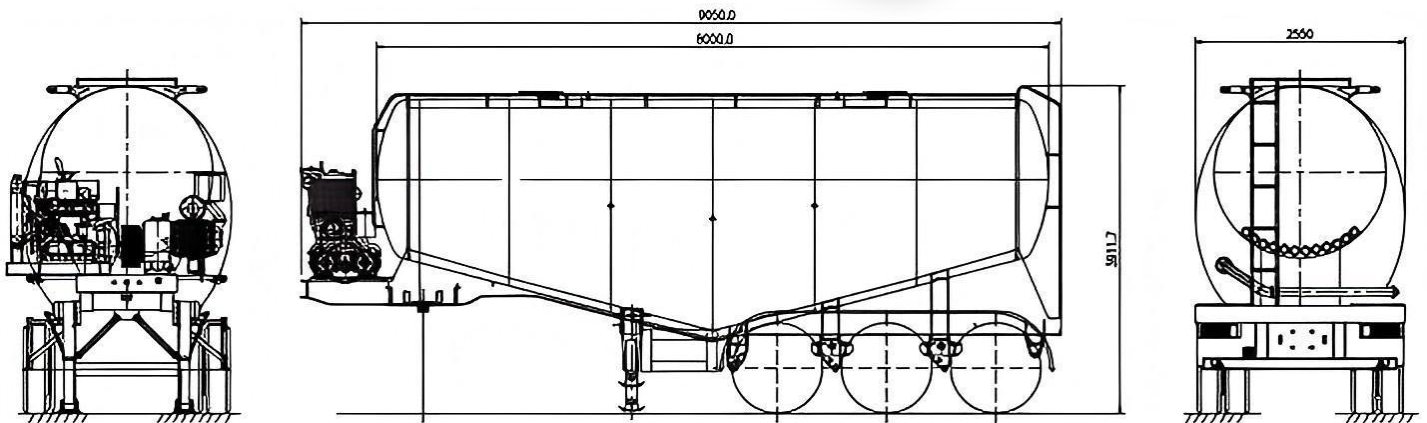
Bulk cement trailer is a special-purpose truck mainly used to transport bulk powdery materials, such as cement, stone powder, flour, etc. Bulk cement trailer can adapt to the transportation needs of different types of bulk powder materials.

According to different material characteristics and transportation requirements, bulk cement trailers with different capacities and structures can be selected to meet different loading volumes and transportation distances.

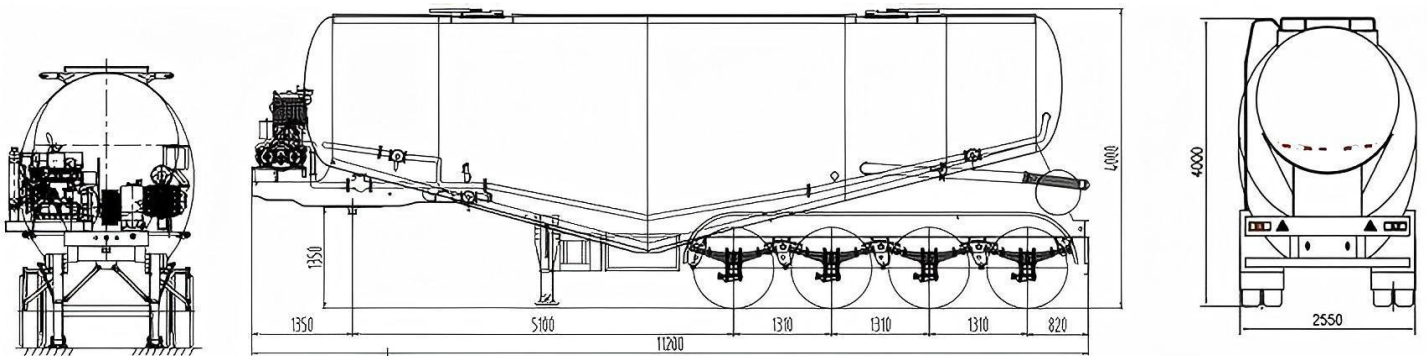
SPECIFICATION

Dimension	Support customization
Payload	30–80 CBM, Support customization
Axle	2/3/4/5 Axle, 13T/16T BPW/FUWA/Other Brand
Tire	12.00R20/11.00R20/12R22.5/Others
Rim	8.0*22.5 steel disc wheel, 10 holes ISO
Suspension System	Mechanical /Airbag / Bogies Suspension
Spring leaf	90(W)mmx13(Thickness)mmx10 layers
Tank Body Material	high strength wear-resistance steel
Compressor	BOHAI, 12m ³ double cylinder air compressor
Diesel Engine	WEICHAI Brand
Spare Tire Rack	2 units
Kingpin	JOST brand 2.0 or 3.5inch(bolted or welded type)
Landing Gear	JOST/FUWA/Others Brand
Light	LED light (especially intended for oversea markets)

CEMENT TANKER TRAILER



3 AXLE CEMENT TANKER TRAILER



4 AXLE CEMENT TANKER TRAILER

FLOUR TANKER TRAILER



The flour tanker trailer adopts an advanced sealing design, which can effectively block the entry of external dust and impurities. During the loading and unloading process of flour tanker trailer, flour spillage and dust can be avoided to the greatest extent.

The flour tanker trailer uses high-quality building materials and strictly controls the production process to ensure the durability of the wheat tanker trailer.

The flour tanker trailer's insulated tank can effectively maintain optimal storage temperature and humidity conditions for flour. The flour tanker trailer is equipped with a hydraulic lifting device, which can quickly complete the loading and unloading of flour.

SPECIFICATION

Dimension	Support customization
Payload	30-80 CBM, support customization
Axle	2/3/4/5 Axle, 13T/16T BPW/FUWA/other brand
Tire	12.00R20/11.00R20/12R22.5/others
Rim	8.0*22.5 steel disc wheel, 10 holes ISO
Suspension System	Mechanical /airbag / bogies Suspension
Spring leaf	90(W)mmx13(Thickness)mmx10 layers
Tank Body Material	5mm or 6mm high strength steel
Discharging Valve	4" disc valve, support customization
Diesel Engine	WEICHAH brand
Manhole Cover	2 to 4 sets 500mm diameter
Kingpin	JOST brand 2.0 or 3.5inch(bolted or welded type)
Landing Gear	JOST/FUWA/others brand
Light	LED light (especially intended for oversea markets)

ASPHALT TANK TRAILER



Bitumen tanker trailer is widely used in highway construction, asphalt paving and other engineering construction. Bitumen tanker trailer are specially designed for transporting asphalt. The compartment and tank body are specially designed to better protect and insulate the asphalt and avoid leakage or temperature drop during transportation.

Bitumen tank trailer can load and unload asphalt through mechanical devices, eliminating manual work and making the operation simple and convenient.

Bitumen tanker trailer play an important role in the field of asphalt transportation with its professionalism, efficiency and safety.

SPECIFICATION

Dimension	Support customization
Payload	30,000–70,000 liters, support customization
Axle	2/3/4/5 Axle, 13T/16T BPW/FUWA/other brand
Tire	12.00R20/11.00R20/12R22.5/others
Rim	8.0*22.5 steel disc wheel, 10 holes ISO
Suspension System	Mechanical /airbag / bogies Suspension
Spring leaf	90(W)mmx13(Thickness)mmx10 layers
Tank Body Material	Q235B carbon steel
Discharging Valve	4" disc valve, support customization
Discharge	3" or 4" ball valves
Compartments	1 compartments, support customization
Kingpin	JOST brand 2.0 or 3.5inch(bolted or welded type)
Landing Gear	JOST/FUWA/others brand
Light	LED light (especially intended for oversea markets)

LPG TANKER TRAILER



LPG is the abbreviation of Liquefied Petroleum Gas. LPG tanker trailer is mainly used to transport various liquefied gases, including liquid ammonia, propane, propylene, dimethyl ether, isobutyl fat, and butadiene.

SPECIFICATION	
Gas Tanker capacity	57.5 m ³ , 59.5 m ³ , 60.3 m ³ , 10000–16000 gallons
Design & manufacturing code	ASME standard
Axle	2/3/4/5 Axle, 13T/16T BPW/FUWA/Other Brand
Tire	12.00R20/11.00R20/12R22.5/Others
Suspension System	Mechanical /Airbag / Bogies Suspension
Spring leaf	90(W)mmx13(Thickness)mmx10 layers
Landing Gear	JOST/FUWA/Others Brand
Propane tanker tare weight	17300kg
Maximum permissible mass	26130kg
Design pressure	1.724 MPa
Design temperature	-23.3/51.7
Hydrostatic pressure test	2.25MPa
Air leakage teste	1.724 MPa
Nominal thickness	14Shell /8mm
Propane tanker sizes	13238(L)/2640(W)/4050(H) mm
Wheel spacer	7785+1320+1320 mm
Materials	SA-612M(N)

SULFURIC ACID TRAILER



Acid tanker trailer is a vehicle specially designed for transporting corrosive chemicals such as acids. Acid tanker trailer plays a vital role in the chemical transportation industry. Acid tanker trailer usually use corrosion-resistant materials to prevent damage to corrosive substances during transport.

Acid tanker trailer is designed to ensure that the tank is well sealed to prevent leakage and evaporation, ensuring transportation safety. Acid tanker trailer are equipped with anti-leakage devices and emergency valves to reduce the risk of accidents.

SPECIFICATION

Dimension	Support customization
Transport	Sulfuric acid
Axle	2/3/4/5 Axle, 13T/16T BPW/FUWA/other brand
Tire	12.00R20/11.00R20/12R22.5/others
Rim	8.0*22.5 steel disc wheel, 10 holes ISO
Suspension System	Mechanical /airbag / bogies Suspension
Spring leaf	90(W)mmx13(Thickness)mmx10 layers
Tank Body Material	Carbon steel/Stainless Steel/Others
Discharging Pipe	4'' rubber pipe, 6m/piece, 2 pieces
Manhole Cover	Stainless steel manhole cover
Bottom Valve	Aluminum API pneumatic bottom valve
Kingpin	JOST brand 2.0 or 3.5inch(bolted or welded type)
Landing Gear	JOST/FUWA/others brand
Light	LED light (especially intended for oversea markets)

CAR CARRIER TRAILER

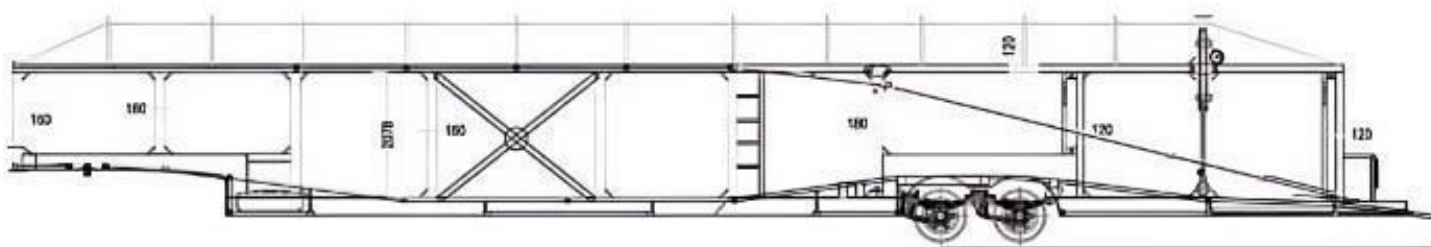
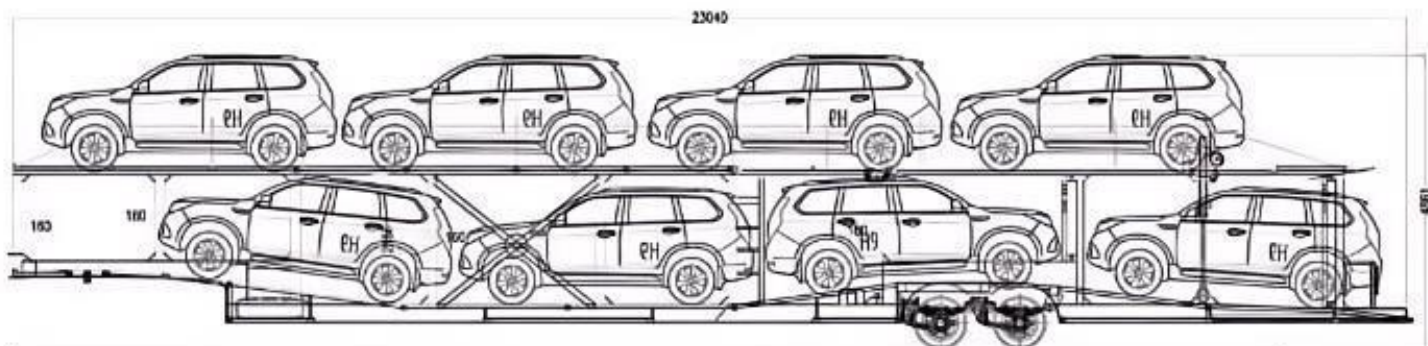


The model of car carrier trailer is the leading product developed by Mammoth. It has strong loading capacity and light weight. It can load 5-10 cars of different size. Car carrier trailer adopts a unique hydraulic lifting system. The key parts of the car transport trailer are high quality brands at domestic and world wide. It is safe and reliable. It has strong loading capacity and light weight.

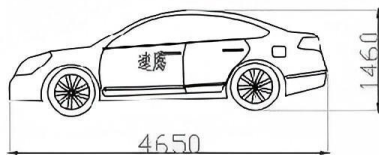
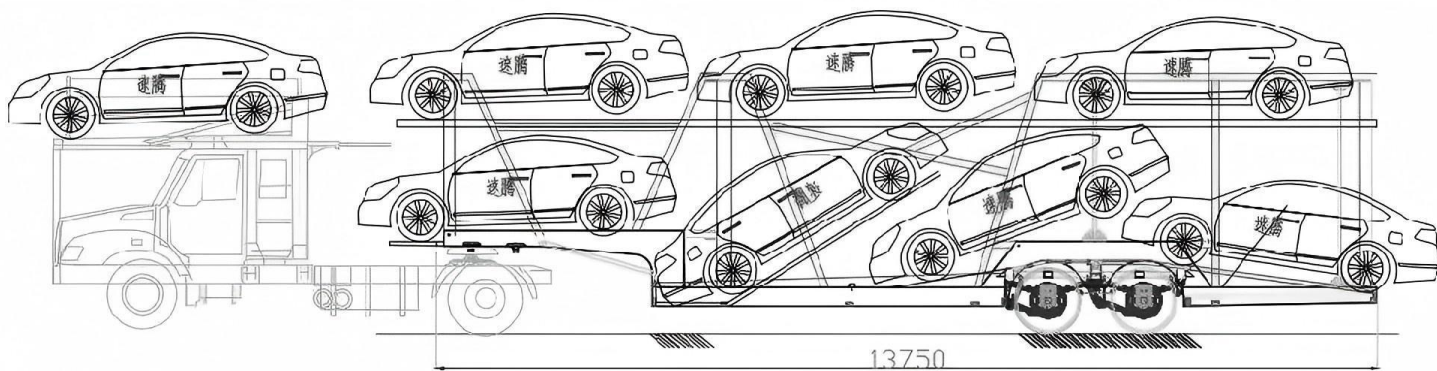
SPECIFICATION

Dimension	Support customization
Capacity	5/6/7/8/9/10 cars, Support customization
Axle	2/3/4 Axle, 13T/16T BPW/FUWA/other brand
Tire	12.00R20/11.00R20/12R22.5/others
Rim	8.0*22.5 steel disc wheel, 10 holes ISO
Suspension System	Mechanical /airbag / bogies Suspension
Spring leaf	90(W)mmx13(Thickness)mmx10 layers
Platform Thickness	3/4 mm heavy duty steel
Kingpin	JOST brand 2.0 or 3.5inch(bolted or welded type)
Landing Gear	JOST/FUWA/others brand
Light	LED light (especially intended for oversea markets)

CAR CARRIER TRAILER



8 CAR CARRIER SEMI TRAILER



8 CAR CARRIER SEMI TRAILER

DRY VAN TRAILER



Box semi trailers are mainly used in the bulk cargo transportation. The rated capacity varies widely from 30Tons to 100Tons, and the dimension different from 7000mm to 18000mm, we can manufacture it according to your needs. The side wall height and side or back door numbers and opening ways have several options for your better usage.

SPECIFICATION	
Dimension	Support customization
Loading Capacity	40/60/80/100 Tons
Axle	2/3/4 Axle, BPW/FUWA/Other Brand
Tire	12.00R20/11.00R20/12R22.5/Others
Rim	8.0*22.5 steel disc wheel, 10 holes ISO
Suspension System	Mechanical Suspension / Airbag Suspension
Spring Leaf	10 leaf spring with 90mm(W) *13mm(thickness)
Brake System	WABCO
Kingpin	JOST brand 2.0 or 3.5inch(bolted or welded type)
Landing Gear	JOST/FUWA/Others Brand
ABS	Optional
Light	LED light (specially intended for oversea markets)

CURTAINSIDE TRAILER



Curtainsider trailer are commonly used in a variety of industries, including general freight, retail distribution, construction and event logistics

Curtainsider trailer features flexible curtains or tarp-like sides. Curtains are typically made from durable, tear-resistant materials such as vinyl or polyester, and they open and close easily to provide access to the cargo area.

SPECIFICATION

Dimension	Support customization
Loading Capacity	40/60/80/100 Tons
Curtain Side	Made of reinforced PVC curtains
Axle	2/3/4 Axle, BPW/FUWA/Other Brand
Tire	12.00R20/11.00R20/12R22.5/Others
Rim	8.0*22.5 steel disc wheel, 10 holes ISO
Suspension System	Mechanical Suspension / Airbag Suspension
Spring Leaf	10 leaf spring with 90mm(W) *13mm(thickness)
Brake System	WABCO
Kingpin	JOST brand 2.0 or 3.5inch(bolted or welded type)
Landing Gear	JOST/FUWA/Others Brand
ABS	Optional
Light	LED light (specially intended for oversea markets)

REFRIGERATED TRAILER



Refrigerated semi-trailers have become the core equipment of cold chain logistics through professional temperature control technology, large-capacity transportation and high reliability, especially playing a key role in the fields of fresh food e-commerce and pharmaceutical distribution.

Its advantages are not only reflected in the preservation of goods and transportation efficiency, but also through energy-saving design and intelligent management, it promotes the development of the logistics industry towards green and intelligent directions.

SPECIFICATION

Dimension	Support customization
Loading Capacity	20/40/60/80/100 Tons, Support customization
Application	Coal/ Livestock/Vegetable/Cargo Loading
Axle	2/3/4 Axle, BPW/FUWA/Other Brand
Tire	12.00R20/11.00R20/12R22.5/Others, Famous Brand Triangle/Linglong/Double Coin
Rim	8.0*22.5 steel disc wheel, 10 holes ISO
Suspension System	Mechanical Suspension / Airbag Suspension
Spring Leaf	10 leaf spring with 90mm(W) *13mm(thickness)
Brake System	WABCO
Kingpin	JOST brand 2.0 or 3.5inch(bolted or welded type)
Landing Gear	JOST/FUWA/Others Brand
ABS	Optional
Light	LED light (specially intended for oversea markets)

SUPERLINK TRAILER

The versatility of super articulated trailers makes them ideal for the logistics and transport industries, especially for diverse transport scenarios.

Super articulated trailers consist of two trailer units connected together, which have a greater cargo capacity than standard trailers.



Superlink Flatbed Trailer



Superlink Fence Trailer



Superlink Side Wall Trailer



Superlink Box Semi Trailer



Superlink Fuel Tanker Trailer



Superlink Dump Trailer



Superlink Skeleton Semi Trailer

EXTENDABLE TELESCOPIC TRAILER



Extendable Flatbed Trailer

Telescopic trailer has the advantages of both extendable trailer and flatbed trailer. It is suitable for users who need flatbed transportation and pull-type transportation. It is a vehicle product with strong practicability.

Telescopic flatbed trailer is usually used to transport large equipment, heavy machinery, engineering equipment, etc.



Extendable Skeleton Trailer

Adapt to different cargoes: The vehicle body length can be adjusted by telescopic frame, and extra-long cargoes (such as steel pipes, bridge components, wind blades, etc.) can be transported without changing the vehicle model.

Optimize loading space: Flexibly expand or contract according to the size of the cargo, reduce the empty load rate, and improve transportation efficiency.



Extendable Lowbed Trailer

A telescopic low bed trailer is a special transport vehicle specially used for transporting extra-long, extra-wide, extra-heavy or indivisible large goods. The telescopic lowbed trailer combines the advantages of low-bed design and retractable structure, and is suitable for the transportation of heavy goods such as construction machinery, wind power equipment, and large steel structures.

The telescopic low bed trailer has the advantages of super strong load-bearing capacity, adjustable length, convenient loading and unloading, and high stability.

FULL DRAWBAR TRAILER



Drawbar Trailer



Drawbar Skeleton Trailer



Drawbar Flatbed Trailer



Drawbar Flatbed Trailer



Drawbar Sidewall Trailer



Drawbar Fence Trailer



Drawbar Dump Trailer



Drawbar Curtainside Trailer



Drawbar Fuel Tank Trailer



Drawbar Lowbed Trailer

TRAILER SPARE PARTS

Mammoth sells a wide variety of trailer accessories, such as trailer frames (main beams, cross beams, side beams), outriggers, leaf springs, suspensions, axles, towing pins, container locks, etc.

